

Zencart

SugarCRM CE

(Community Edition Only)

Integration

Guide

Version 1.0
By

Lim Tee Chert

29 May 2012
(last updated on: 6 June 2012)

Purpose :

This is A Release for **Zencart SugarCRM CE (Community Edition Only)** Integration Guide. Before you proceed, please setup SugarCRM CE in document at **SugarCRM CE- Plugin InstallationV1.pdf**

The purpose of this Zencart SugarCRM CE is to provide data synchronization between Customers, Contacts, Categories, Currencies, Products, Newsletter and Sales Invoice. This is a 1-way synchronization from Zencart into SugarCRM CE.

Compatible:

No	Software	Version
1.	Zencart	1.3.8a / 1.3.9h / 1.5.0
2.	SugarCRM CE	6.4.3 / 6.4.4

DISCLAIMER:

USE AT YOUR OWN RISK. WE DO NOT ISSUED ANY WARRANTY FOR THIS PLUGIN. THE LICENSE IS GRANTED FOR SINGLE DOMAIN ONLY. IF YOU NEED TO DEPLOYED IN SECOND DOMAIN, YOU NEED TO BUY ANOTHER LICENSE FROM US.

Please follow the step below for your installation. We assume that you already have existing Zencart or SugarCRM CE, you need to follow the step below.

Installation Notes:

1. Please make a BACKUP for your existing project and database before executing this step.
2. Extract Zencart SugarCRM Integration Suites.
3. We assume that you have install the latest version of Zencart **without any modification**. If you have make any modification on Zencart, please **DO NOT** overwrite any files in your local copy. You need to contact us for your installation process.

We assume that you have install [Zencart v1.5.0](#). You need to edit some files.

Table Setting for Data Sync Suites

(Append our Data Sync Suites settings at the end of the line)

```
cd /home/userid/public_html/zencart/catalog
```

Table Setting for Data Sync Suites

(Append our Data Sync Suites settings at the end of the line)

```
cd /home/userid/public_html/zencart
```

```
vi includes/database_tables.php
```

```
//Data Sync Suites
define('TABLE_SETTING', DB_PREFIX . 'setting');
define('TABLE_SYNC_CONFIG', DB_PREFIX . 'sync_config');
define('TABLE_SYNC_RESULT', DB_PREFIX . 'sync_result');
define('TABLE_SYNC_TRACKER', DB_PREFIX . 'sync_tracker');
```

```
vi includes/filenames.php
```

(Append our Data Sync Suites settings at the end of the line)

```
//Data Sync Suites
define('FILENAME_SETTING', 'setting');
```

```
vi includes/modules/pages/address_book_process/header_php.php
```

```
//To update customer info table when the user changes their address info
//-----//
$sql = "UPDATE " . TABLE_CUSTOMERS_INFO . "
      SET  customers_info_date_account_last_modified = now()
      WHERE customers_info_id = :customersID";

    $sql = $db->bindVars($sql, ':customersID', $_SESSION['customer_id'], 'integer');

    $db->Execute($sql);
//-----//
```

(Append BEFORE the line below)

```
$messageStack->add_session('addressbook', SUCCESS_ADDRESS_BOOK_ENTRY_UPDATED,
'success');
```

```
vi admin/alt_nav.php
```

```
require(DIR_WS_BOXES . 'extras_dhtml.php');

// Data Sync Suites (Add after extras_dhtml.php)
require(DIR_WS_BOXES . 'setting_dhtml.php');
```

vi admin/includes/languages/english.php

```

define("WARNING_WELCOME_DISCOUNT_COUPON_EXPIRES_IN", 'WARNING! Welcome Email Discount Coupon expires
in %s days');

// Data Sync Suites (Add after the WARNING_WELCOME_DISCOUNT_COUPON_EXPIRES_IN)

//Added by tclim
//For Data Sync Suites
define('BOX_CONFIGURATION_DSS', 'Data Sync Suites');
define('DATA_SYNC_SUITES', 'Data Sync Suites');
define('DSS_POWERED_BY', 'Powered by <a href="http://www.anterp.com" target="_new"><font
color="blue">http://www.anterp.com</font></a>');

define('SYNC_SALES_ORDER', 'Sync SalesOrder when status is');
define('SYNC_INVOICE', 'Sync Invoice when status is');
define('SYNC_DELIVERED', 'Please choose your Delivered/Completed status');

define('FA_URL', 'FrontAccounting URL');
define('FA_COMPANY_INDEX', 'Company Index');
define('FA_USER_ID', 'User ID');
define('FA_PASSWORD', 'Password');
define('FA_STATUS', 'Enabled Sync Status');
define('FA_AUTO_ASSIGN', 'Auto Assigned User');
define('FA_DEBUG_MODE', 'Is Debugging Mode');

define('ENTRY_ENABLED_YES', 'Enabled');
define('ENTRY_ENABLED_NO', 'Disabled');

define('ENTRY_TRUE_FALSE_YES', 'True');
define('ENTRY_TRUE_FALSE_NO', 'False');

define('TEXT_DISPLAY_NUMBER_OF_SETTING', 'Displaying <strong>%d</strong> to <strong>%d</strong> (of <strong>
%d</strong> settings);

define('JS_GROUP', '* The \'Group\' entry must have at least ' . ENTRY_GROUP_MIN_LENGTH . ' characters.\n');
define('JS_KEY', '* The \'Key\' entry must have at least ' . ENTRY_KEY_MIN_LENGTH . ' characters.\n');
define('JS_VALUE', '* The \'Value\' entry must have at least ' . ENTRY_VALUE_MIN_LENGTH . ' characters.\n');

define('ENTRY_GROUP', 'Group:');
define('ENTRY_GROUP_ERROR', '&nbsp;<span class="errorText">min ' . ENTRY_GROUP_MIN_LENGTH . ' chars</span>');
define('ENTRY_KEY', 'Key:');
define('ENTRY_KEY_ERROR', '&nbsp;<span class="errorText">min ' . ENTRY_KEY_MIN_LENGTH . ' chars</span>');
define('ENTRY_VALUE', 'Value:');
define('ENTRY_VALUE_ERROR', '&nbsp;<span class="errorText">min ' . ENTRY_VALUE_MIN_LENGTH . ' chars</span>');

```

1. Execute the database script into Zencart Database. This scripts is use for Data Sync Suites only, no overwritten for any existing data. You are safe to run this scripts.

There are 2 type of script,

- 1) [patches/sync_zencart_sugar_prefix_tbl.sql](#) – Supporting Table Prefix (**tbl_**)
- 2) [patches/sync_zencart_sugar.sql](#) – (No table Prefix)

NOTE:

If your zencart database install with table prefix. Please follow the step below for your script installation. Open the filename [patches/sync_zencart_sugar_prefix_tbl.sql](#) with any Notepad

[vi patches/sync_zencart_sugar_prefix_tbl.sql](#)

```
## Default table prefix = tbl_  
## Changing the tbl_ to your existing table prefix (if any).
```

For example:

Your Database Table Prefix: [zen_](#)

Please Change ALL **tbl_** to **zen_**

If you do not use any table prefix. You can patch the script using [patches/sync_zencart_sugar.sql](#)

2. Change your Zencart Admin Folder

IMPORTANT:

Zencart DOES NOT allowed "admin" folder, you need to rename the "admin" folder to something else. For example, you have rename the "admin" folder to "xyz".

In our Zencart patches, we default to

```
zencart_sugar_module_v150/admin
```

Please rename to

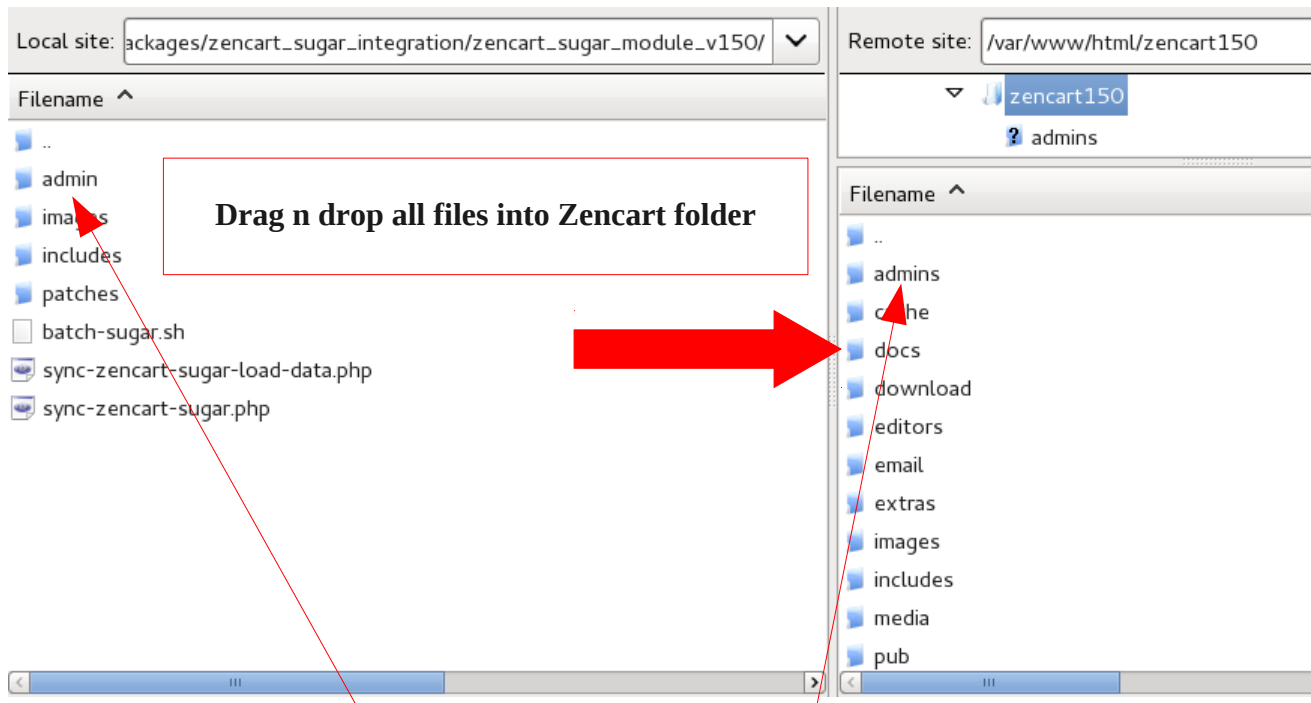
```
zencart_sugar_module_v150/xyz
```

Then use the FTP program to migrate into your "xyz" folder.

4. For **Unmodified Zencart**, you are safe to overwritten the files. There are no impact on overwritten files but just some additional support for Data Sync Suites.

Installing Zencart SugarCRM Module

1) Extract **zencart_sugar_module_v150.zip**



- 2) Please change the "**admin**" folder to your specify "**admins**" folder.
- 3) Use FTP program (Filezilla) to transferred the files into your Zencart root folder.

How to Configure SugarCRM In Zencart

- 1) Login to Zencart using **admin**
- 2) Click the **Configuration -> Data Sync Suites**

SETTINGS

Group	Title	Value	Action
sugar_sync	Enabled SugarCRM Status	1	▶
sugar_sync	SugarCRM Debugging Mode	1	▶
sugar_sync	SugarCRM Auto Assigned User	1	▶
sugar_sync	SugarCRM URL	http://www.anterp.com/sugarcrm644/service/v2/rest.php	▶
sugar_sync	SugarCRM Password Authentication	1	▶
sugar_sync	SugarCRM User ID	admin	▶
sugar_sync	SugarCRM Password	*****	▶
sugar_sync	SugarCRM Sync SalesOrder/Invoice when status is	3,4	▶
sugar_sync	SugarCRM Sync Delivered/Completed Status	3	▶
sugar_sync	SugarCRM Invoice Status	Paid	▶
sugar_sync	SugarCRM Invoice Template	f2a5ec0e-15b0-2dac-2b50-4fa63f016fd2	▶
sugar_sync	SugarCRM Discount Type	1	▶

Displaying 1 to 12 (of 12 settings) Page 1 of 1

- 3) Click the link to configure **SugarCRM Data Sync Suites**

Title	Value	Description
Enabled Sync Status	1 = Enabled Sync Process 0 = Disabled Sync Process (Turn Off)	Always set to 1 to enabled the sync process
Is Debugging Mode	1 = Yes 0 = No	set to 1 for Debugging Mode set to 0 for Production Mode
Auto Assigned User	1 = Yes 0 = No	Always set to 1 to assign the sync transaction under the User ID
SugarCRM URL	https://www.example.com/crm/service/v2/rest.php	SugarCRM URL. For security, please use https:// All URL must be ended with service/v2/rest.php
User ID	admin	User ID must be exist in SugarCRM
Password	your password	Password for authentication
Password Authentication	1 – Standard Authentication 0 – LDAP Authentication	set to 1 for standard authentication set to 0 for LDAP authentication
Sync Sales Order/Invoice when status is	1 = Pending 2 = Processing 3 = Delivered 4 = PayPal [Transaction]	Ticked the Status to be Sync into SugarCRM for Invoice transaction.
Sync Delivered/Completed status	1 = Pending 2 = Processing 3 = Delivered 4 = PayPal [Transaction]	Choose the Status to be Sync back to Zencart for Delivered/Completed transaction. Not Supported.

4.1) Loading SugarCRM Parameters Data



Click on the **Load Data From SugarCRM** to load parameters data.

4.2) Invoice Settings

Title	Value	Description
Invoice Status	- Paid - Unpaid - Pending - Refund	Set your Invoice Status that sync into SugarCRM.
Invoice Template	- Invoices Template - Quotation Template	Set your Invoice Template as default template.
Discount Type	- Percentage - Amount	product discount type = Percentage.

Configure your default Invoice Status, Invoice Template and Discount Type

sugar_sync	SugarCRM Invoice Status	Paid	▶
sugar_sync	SugarCRM Invoice Template	f2a5ec0e-15b0-2dac-2b50-4fa63f016fd2	▶
sugar_sync	SugarCRM Discount Type	1	▶

Displaying 1 to 12 (of 12 settings) Page 1 of 1

Click on individual item and click **“Save”** button to save the setting.

Setting up Cron Jobs

5) Setting for Batch Process. Change the user path to your own path

5.1) Please change it to executable file. Use your FTP program again and Right Click on the filename “**batch-sugar.sh**” -> File Permissions. The box below will appear. Make sure the “Number value set to **755**. And Click “**OK**” button to save it.



Please select the new attributes for the file "batch-sugar.sh".

Owner permissions

Read Write Execute

Group permissions

Read Write Execute

Public permissions

Read Write Execute

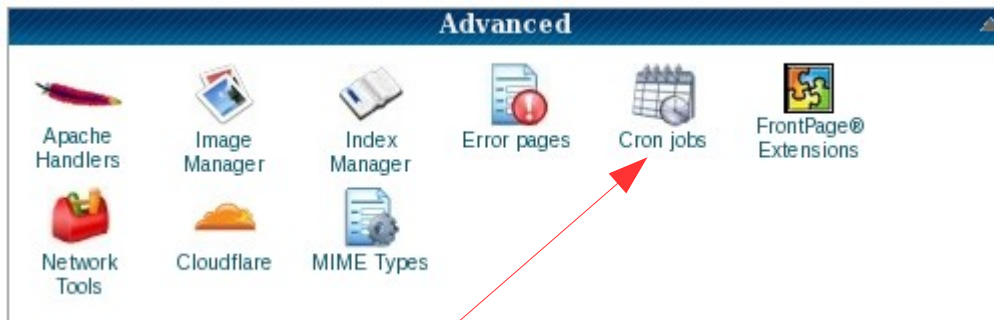
Numeric value:

You can use an x at any position to keep the permission the original files have.

5.2) Please change the path according to your directory structure

Add this line to crontab to **Sync Data from Zencart To SugarCRM for every 15 minutes**

Using cPanel



Scroll down until you see the **Cron jobs**

`/home/userid/public_html/zencart/batch-sugar.sh /dev/null 2>&1`

Add New Cron Job

Common Settings:	Every 15 minutes (* / 15 * * * *)	
Minute:	* / 15	Every 15 minutes (* / 15) ✓
Hour:	*	Every hour (*) ✓
Day:	*	Every day (*) ✓
Month:	*	Every month (*) ✓
Weekday:	*	Every weekday (*) ✓
Command:	ne/userid/public_html/██████████/batch-sugar.sh /dev/null 2>&1 ✓	
<input type="button" value="Add New Cron Job"/>		

Current Cron Jobs

MINUTE	HOURL	DAY	MONTH	WEEKDAY	COMMAND	ACTIONS
* /15	*	*	*	*	/home/userid/public_html/[REDACTED] /batch-sugar.sh /dev/null 2>&1	Edit Delete

Using Linux SSH

```
chmod +x batch-sugar.sh
```

```
vi batch-sugar.sh
```

```
-----  
#!/bin/sh  
umask 002
```

```
cd /home/userid/public_html/zencart
```

```
/usr/bin/php -q sync-zencart-sugar.php
```

```
-----  
su -  
crontab -e
```

```
-----  
*/15 * * * * /home/userid/public_html/zencart/batch-sugar.sh /dev/null 2>&1  
-----
```

How to Sync Currency to SugarCRM as Currencies

In Zencart, click on any currency from the list, you need to update each of the currencies and it will automatically sync to SugarCRM.

In Zencart – Currency

CURRENCIES

Currency	Code	Value	Action
Australian Dollar	AUD	1.34001005	
Canadian Dollar	CAD	1.35765004	
Euro (default)	EUR	1.00000000	
GB Pound	GBP	0.85055250	
US Dollar	USD	1.30504501	

Displaying 1 to 5 (of 5 currencies)

Page 1 of 1

[update currencies](#) [new currency](#)

In SugarCRM – Currencies

[Administration](#) » Currencies

Currency Name	ISO 4217 Code	Currency Symbol	Conversion Rate	Status	
Euro	EUR	€	1.0000000000	Active	
Australian Dollar	AUD	\$	1.3400100500	Active	
Canadian Dollar	CAD	\$	1.3576500400	Active	
Euro	EUR	€	1.0000000000	Active	
GB Pound	GBP	£	0.8505525000	Active	
US Dollar	USD	\$	1.3050450100	Active	

WARNING!

Do not delete the currency for “Euro” which is duplicate in this case. This is needed for Data Sync Suites to support multi-currencies in SugarCRM.

How to Sync Category to SugarCRM as Category

In Zencart, click on any category from the list, you need to update each of the category and it will automatically sync to SugarCRM.

In Zencart – Category

CATEGORIES / PRODUCTS - TOP

Search: X Go To:

ID	Categories / Products	Model	Price/Special/Sale	Quantity	Status	Sort	Action
1	Integration			1 of 1 active		0	

Categories: 1
Products: 0

NOTE: Category has SubCategories
Products cannot be added

In SugarCRM – Category

Actions	Selected: 0	(1 - 1 of 1)
<input type="checkbox"/>	Name	Assigned to
<input type="checkbox"/>	Integration	System Administrator
Actions	Selected: 0	(1 - 1 of 1)

How to Sync Products to SugarCRM as Products

In Zencart, click on any product from the list, you need to update each of the product and it will automatically sync to SugarCRM.

In Zencart – Products

Products Status:	<input checked="" type="radio"/> In Stock <input type="radio"/> Out of Stock
Date Available: (YYYY-MM-DD)	<input type="text" value=""/>
Products Manufacturer:	<input type="text" value="--none--"/>
Products Name:	<input type="text" value="FrontAccounting Zencart Integration"/>
Product is Free:	<input type="radio"/> Yes <input checked="" type="radio"/> No
Product is Call for Price:	<input type="radio"/> Yes <input checked="" type="radio"/> No
Product Priced by Attributes:	<input type="radio"/> Yes <input checked="" type="radio"/> No
Tax Class:	<input type="text" value="Taxable Goods"/>
Products Price (Net):	<input type="text" value="159.0000"/>
Products Price (Gross):	<input type="text" value="178.08"/>
Product is Virtual:	<input type="radio"/> Yes, Skip Shipping Address <input checked="" type="radio"/> No, Shipping Address Required
Always Free Shipping:	<input type="radio"/> Yes, Always Free Shipping <input checked="" type="radio"/> No, Normal Shipping Rules <input type="radio"/> Special, Product/Download Combo Requires a Shipping Address
Products Quantity Box Shows:	<input checked="" type="radio"/> Yes, Show Quantity Box <input type="radio"/> No, Do not show Quantity Box
Product Qty Minimum:	<input type="text" value="1"/>
Product Qty Maximum:	<input type="text" value="0"/> 0 = Unlimited, 1 = No Qty Boxes
Product Qty Units:	<input type="text" value="1"/>
Product Qty Min/Unit Mix:	<input checked="" type="radio"/> Yes <input type="radio"/> No
Products Description:	<input type="text" value="This is a FrontAccounting Zencart Integration Solutions."/>
Products Quantity:	<input type="text" value="1994"/>
Products Model:	<input type="text" value="DSS01"/>

In SugarCRM – Products



» FrontAccounting Zencart Integration

[Edit](#) [Duplicate](#) [Delete](#) [View Change Log](#)

Product Code:	DSS01
Product Name:	FrontAccounting Zencart Integration
Part Number:	
Category:	Integration
Product Type:	Good
Cost:	0.00
Currency:	US Dollar
Price:	159.00
Quantity:	1,994
URL:	http://192.168.0.120/zencart150/index.php?main_page=product_info&cPath=1&products_id=1
Contact:	
Description:	This is a FrontAccounting Zencart Integration Solutions.

Product Image:



How to Sync Customer to SugarCRM as Accounts

In Zencart, when the customer sign up or edit their profile, it will automatically sync to SugarCRM.

In Zencart – Customer

CUSTOMERS

ID#	Last Name Asc Desc	First Name Asc Desc	Company Asc Desc	Account Created Asc Desc	Last Login Asc Desc	Pricing Group Asc Desc	GV Balance Asc Desc	Authorized Asc Desc	Action
1 1 of 1	Lim	Tee	Chert ANTERP SOLUTIONS	02/16/2012	06/06/2012	--none--	\$0.00	●	

Displaying 1 to 1 (of 1 customers) Page 1 of 1

In SugarCRM – Accounts

Actions ▾ Selected: 0 (1 - 1 of 1)							
<input type="checkbox"/>	Name	City	Billing Country	Phone	User	Email Address	Date Created
<input type="checkbox"/>	ANTERP SOLUTIONS	Kuala Lumpur	Malaysia	+60377312918	System Administrator	tclim@anterp.com	05/17/2012 18:17

Actions ▾ Selected: 0 (1 - 1 of 1)

» ANTERP SOLUTIONS

-

Overview

Name:	ANTERP SOLUTIONS	Office Phone:	+60377312918
Website:		Fax:	
Billing Address:	J119, Jalan Perkasa 8 Taman Salak Selatan Kuala Lumpur Wilayah Persekutuan 57100 Malaysia	<input type="button" value="Copy..."/>	Shipping Address: J119, Jalan Perkasa 8 Taman Salak Selatan Kuala Lumpur Wilayah Persekutuan 57100 Malaysia
Email Address:	tclim@anterp.com (Primary)		
Description:			

More Information

Type:	Industry:
Annual Revenue:	Employees:
SIC Code:	Ticker Symbol:
Member of:	Ownership:
Campaign:	Rating:

Other

Assigned to:	System Administrator	Date Modified:	05/17/2012 18:17 by System Administrator
Date Created:	05/17/2012 18:17 by System Administrator		

In SugarCRM – Contacts

Actions ▾ Selected: 0							
<input type="checkbox"/>	Name ⇅	Title ⇅	Account Name ⇅	Email	Office Phone ⇅	User ⇅	Date Created ⇅
<input type="checkbox"/>	Lim Tee Chert		ANTERP SOLUTIONS	tclim@anterp.com	+60377312918	System Administrator	05/17/2012 18:17

Actions ▾ Selected: 0 (1 - 1 of 1)

» Lim Tee Chert

- Edit
- Duplicate
- Delete
- Find Duplicates
- Manage Subscriptions
- Generate Letter
- View Change Log

Overview

Name:	Lim Tee Chert		
Title:		Office Phone:	+60377312918
Department:		Mobile:	
Account Name:	ANTERP SOLUTIONS		
Primary Address:	J119, Jalan Perkasa 8 Taman Salak Selatan Kuala Lumpur Wilayah Persekutuan 57100 Malaysia		Other Address:
			J119, Jalan Perkasa 8 Taman Salak Selatan Kuala Lumpur Wilayah Persekutuan 57100 Malaysia
Email Address:	tclim@anterp.com (Primary)		
Description:			

More Information

Reports To:		Sync to Outlook®:	<input type="checkbox"/>
Lead Source:		Do Not Call:	<input type="checkbox"/>
Campaign:			

Other


Assigned to:	System Administrator	Date Modified:	05/17/2012 18:17 by System Administrator
Date Created:	05/17/2012 18:17 by System Administrator		

Subscribe/Unsubscribe Newsletter


Customer Newsletter will be automatically sync when the customer opted out from the mailing list.


Options

Newsletter:

 » **ANTERP SOLUTIONS**

Overview

Name:	ANTERP SOLUTIONS 
Website:	
Billing Address:	J119, Jalan Perkasa 8 Taman Salak Selatan Kuala Lumpur Wilayah Persekutuan 57100 Malaysia <input data-bbox="1024 940 1133 974" type="button" value="Copy..."/>
Email Address:	tcim@anterp.com (Opted Out)
Description:	



How to Sync Sales Order to SugarCRM as Sales Invoice

In Zencart, when the customer checkout, the Sales Order will be created.

To Approved the Sales Order, please follow the step below:

- Login as admin user.
- Click on **Orders**.
- Click on the new created sales orders.
- Click on Update button to change the status = **Delivered**.

The Cronjob will executed every 15 minutes (Depending on your setting). The Sales Order will automatically sync to SugarCRM as Sales Invoices.

Date Added	Customer Notified	Status	Comments
06/06/2012 13:04:00	✓	Pending	Great
06/06/2012 13:06:07	✓	Delivered	Thanks You very much...

Comments

Status: Delivered [3] ▾

update

Notify Customer: [-Email -No Email -Hide] Append Comments:

Note:

The customer can checkout in any currently and it will automatically sync into SugarCRM.

In Zencart – Sales Order

ORDERS

LEGEND: ● Billing and Shipping does not match

ID	Payment Shipping	Customers	Order Total	Date Purchased	Status	Customer Comments	Action
4	moneyorder item	Tee Chert Lim ANTERP SOLUTIONS	\$106.45	06/06/2012 13:12:38	Delivered	●	e ▶
3	moneyorder storepickup	Tee Chert Lim ANTERP SOLUTIONS	\$141.95	06/06/2012 13:10:28	Update	●	e ⓘ
2	moneyorder flat	Tee Chert Lim ANTERP SOLUTIONS	\$266.20	06/06/2012 13:04:00	Delivered	●	e ⓘ
1	moneyorder item	Tee Chert Lim ANTERP SOLUTIONS	\$145.60	06/06/2012 11:23:59	Delivered	●	e ⓘ

Displaying 1 to 4 (of 4 orders)

Page 1 of 1

In SugarCRM – Sales Invoices

Num	Title	Status	Contact	Account	Grand Total	Due Date	User	Date Created
1	ANTERP SOLUTIONS - 1	Paid	Tee Chert Lim	ANTERP SOLUTIONS	\$145.60	06/06/2012	System Administrator	06/06/2012 19:28
2	ANTERP SOLUTIONS - 2	Paid	Tee Chert Lim	ANTERP SOLUTIONS	\$266.20	06/06/2012	System Administrator	06/06/2012 21:06
3	ANTERP SOLUTIONS - 3	Paid	Tee Chert Lim	ANTERP SOLUTIONS	\$141.95	06/06/2012	System Administrator	06/06/2012 21:11
4	ANTERP SOLUTIONS - 4	Paid	Tee Chert Lim	ANTERP SOLUTIONS	\$106.45	06/06/2012	System Administrator	06/06/2012 21:13

Sync Zencart Sales Order to SugarCRM

In Zencart, The Administrator have the ability to complete the Sales Order/Invoices. The Sales Order will be automatically sync to SugarCRM.

In Zencart – Sales Order

ORDERS

[back](#)

Customer: ANTERP SOLUTIONS
Tee Chert Lim
J119, Jalan Perkasa 8
Taman Salak Selatan
Kuala Lumpur, 57100
Wilayah Persekutuan, Malaysia

Shipping Address: ANTERP SOLUTIONS
Tee Chert Lim
J119, Jalan Perkasa 8
Taman Salak Selatan
Kuala Lumpur, 57100
Wilayah Persekutuan, Malaysia

Billing Address: ANTERP SOLUTIONS
Tee Chert Lim
J119, Jalan Perkasa 8
Taman Salak Selatan
Kuala Lumpur, 57100
Wilayah Persekutuan, Malaysia

Telephone Number: +60377312918
E-Mail Address: tclim@anterp.com
IP Address: 192.168.0.88 - 192.168.0.88

Invoice No. 2

Date Purchased: Wednesday 06 June, 2012

Payment Method: Check/Money Order

Products	Model	Tax	Price (ex)	Price (inc)	Total (ex)	Total (inc)
2 x FrontAccounting Zencart Integration	DSS01	0%	\$159.00	\$159.00	\$318.00	\$318.00
					Sub-Total:	\$318.00
					Flat Rate (Best Way):	\$5.00
					Discount Coupon: 10PCT :	\$31.80
					Gift Certificates:	\$25.00
					Total:	\$266.20

Date Added	Customer Notified	Status	Comments
06/06/2012 13:04:00	✓	Pending	Great.
06/06/2012 13:06:07	✓	Delivered	Thanks You very much...

Discount Coupon, Gift Certificates via custom fields.

Comments

Status: Delivered [3]

[update](#)

Notify Customer: [-Email -No Email -Hide] **Append Comments:**

In SugarCRM – Sales Invoice

» ANTERP SOLUTIONS - 2
[Create](#)

[Edit](#)
[Duplicate](#)
[Delete](#)
[Find Duplicates](#)
[Print as PDF](#)
[Email PDF](#)
[Email Invoice](#)
[View Change Log](#)
(2 of 4)

Title: ANTERP SOLUTIONS - 2	Invoice Number: 2
Quote Number:	Due Date: 06/06/2012
Quote Date: 06/06/2012	Invoice Date: 06/06/2012
Assigned to: System Administrator	Status: Paid
Description: Thanks You very much...	

Account: ANTERP SOLUTIONS	
Contact: Tee Chert Lim	
Billing Address: J119, Jalan Perkasa 8 Kuala Lumpur Wilayah Persekutuan 57100 Malaysia	Shipping Address: J119, Jalan Perkasa 8 Kuala Lumpur Wilayah Persekutuan 57100 Malaysia

Invoice Templates: • Invoice Template
Currency: US Dollar

Line Items

Line Items:	Quantity	Product	List	Discount	Unit	Vat	Vat Amount	Total
2		FrontAccounting Zencart Integration	\$159.00	-		\$0%	\$0.00	\$318.00

currency:	
Total:	318.00
Discount:	0.00
Subtotal:	318.00
Coupon Amount:	-31.80
Voucher Discount:	-25.00
Tax:	0.00
Shipping:	5.00
Grand Total:	266.20

Discount Coupon, Gift Certificates
via custom fields.

Support

Support for installation and troubleshooting is available via support email at support@anterp.com