

OsCommerce

SugarCRM CE

(Community Edition Only)

Integration

Guide

Version 1.0
By

Lim Tee Chert

29 May 2012
(last updated on: 5 June 2012)

Purpose :

This is A Release for **OsCommerce SugarCRM CE (Community Edition Only)** Integration Guide. Before you proceed, please setup SugarCRM CE in document at **SugarCRM CE- Plugin InstallationV1.pdf**

The purpose of this OsCommerce SugarCRM CE is to provide data synchronization between Customers, Contacts, Categories, Currencies, Products, Newsletter and Sales Invoice. This is a 1-way synchronization from OsCommerce into SugarCRM CE.

Compatible:

No	Software	Version
1.	OsCommerce	2.3.1
2.	SugarCRM CE	6.4.3 / 6.4.4

DISCLAIMER:

USE AT YOUR OWN RISK. WE DO NOT ISSUED ANY WARRANTY FOR THIS PLUGIN. THE LICENSE IS GRANTED FOR SINGLE DOMAIN ONLY. IF YOU NEED TO DEPLOYED IN SECOND DOMAIN, YOU NEED TO BUY ANOTHER LICENSE FROM US.

Please follow the step below for your installation. We assume that you already have existing OsCommerce or SugarCRM CE, you need to follow the step below.

Installation Notes:

1. Please make a BACKUP for your existing project and database before executing this step.
2. Extract OsCommerce SugarCRM Integration Suites.
3. We assume that you have install the latest version of OsCommerce **without any modification**. If you have make any modification on OsCommerce, please **DO NOT** overwrite any files in your local copy. You need to contact us for your installation process.

We assume that you have install [OsCommerce Online Merchant v2.3.1](#). You need to edit some files.

Table Setting for Data Sync Suites

(Append our Data Sync Suites settings at the end of the line)

```
cd /home/userid/public_html/oscommerce/catalog
```

```
vi includes/database_tables.php
```

```
// Data Sync Suites
define('TABLE_SETTING','setting');
define('TABLE_SYNC_CONFIG','sync_config');
define('TABLE_SYNC_RESULT','sync_result');
define('TABLE_SYNC_TRACKER','sync_tracker');
```

```
vi admin/includes/database_tables.php
```

```
// Data Sync Suites
define('TABLE_SETTING','setting');
```

```
vi admin/includes/ilenames.php
```

```
// Settings
define('FILENAME_SETTING', 'setting.php');
```

```
vi admin/includes/boxes/configuration.php
```

```
// Data Sync Suites
$cl_box_groups[sizeof($cl_box_groups)-1]['apps'][] = array(
    'code' => FILENAME_SETTING,
    'title' => BOX_CONFIGURATION_DSS,
    'link' => tep_href_link(FILENAME_SETTING)
);
```

```
vi admin/includes/languages/english.php
```

```
// Append Under the configuration box text in includes/boxes/configuration.php
define('BOX_CONFIGURATION_DSS', 'Data Sync Suites');
```

```
// (Append our Data Sync Suites settings at the end of the line)
```

```
//For Data Sync Suites
define('DATA_SYNC_SUITES', 'FrontAccounting Data Sync Suites');
```

```
define('ENTRY_ENABLED_YES', 'Enabled');
define('ENTRY_ENABLED_NO', 'Disabled');
define('ENTRY_TRUE_FALSE_YES', 'True');
define('ENTRY_TRUE_FALSE_NO', 'False');
```

```
define('TEXT_DISPLAY_NUMBER_OF_SETTING', 'Displaying <strong>%d</strong> to <strong>%d</strong> (of <strong>%d</strong> settings)');
```

```
define('JS_GROUP', '* The \'Group\' entry must have at least ' . ENTRY_GROUP_MIN_LENGTH . ' characters.\n');
define('JS_KEY', '* The \'Key\' entry must have at least ' . ENTRY_KEY_MIN_LENGTH . ' characters.\n');
define('JS_VALUE', '* The \'Value\' entry must have at least ' . ENTRY_VALUE_MIN_LENGTH . ' characters.\n');

define('ENTRY_GROUP', 'Group:');
define('ENTRY_GROUP_ERROR', '&nbsp;<span class="errorText">min ' . ENTRY_GROUP_MIN_LENGTH . ' chars</span>');
define('ENTRY_KEY', 'Key:');
define('ENTRY_KEY_ERROR', '&nbsp;<span class="errorText">min ' . ENTRY_KEY_MIN_LENGTH . ' chars</span>');
define('ENTRY_VALUE', 'Value:');
define('ENTRY_VALUE_ERROR', '&nbsp;<span class="errorText">min ' . ENTRY_VALUE_MIN_LENGTH . ' chars</span>');
```

1. Execute the database script into OsCommerce Database. This scripts is use for Data Sync Suites only, no overwritten for any existing data. You are safe to run this scripts.

[catalog/patches/sync_oscommerce-sugar.sql](#)

2. Change your OsCommerce Admin Folder

IMPORTANT:

OsCommerce DOES NOT allowed "admin" folder, you need to rename the "admin" folder to something else. For example, you have rename the "admin" folder to "xyz".

In our OsCommerce patches, we default to

oscommerce_sugar_module_v231/admin

Please rename to

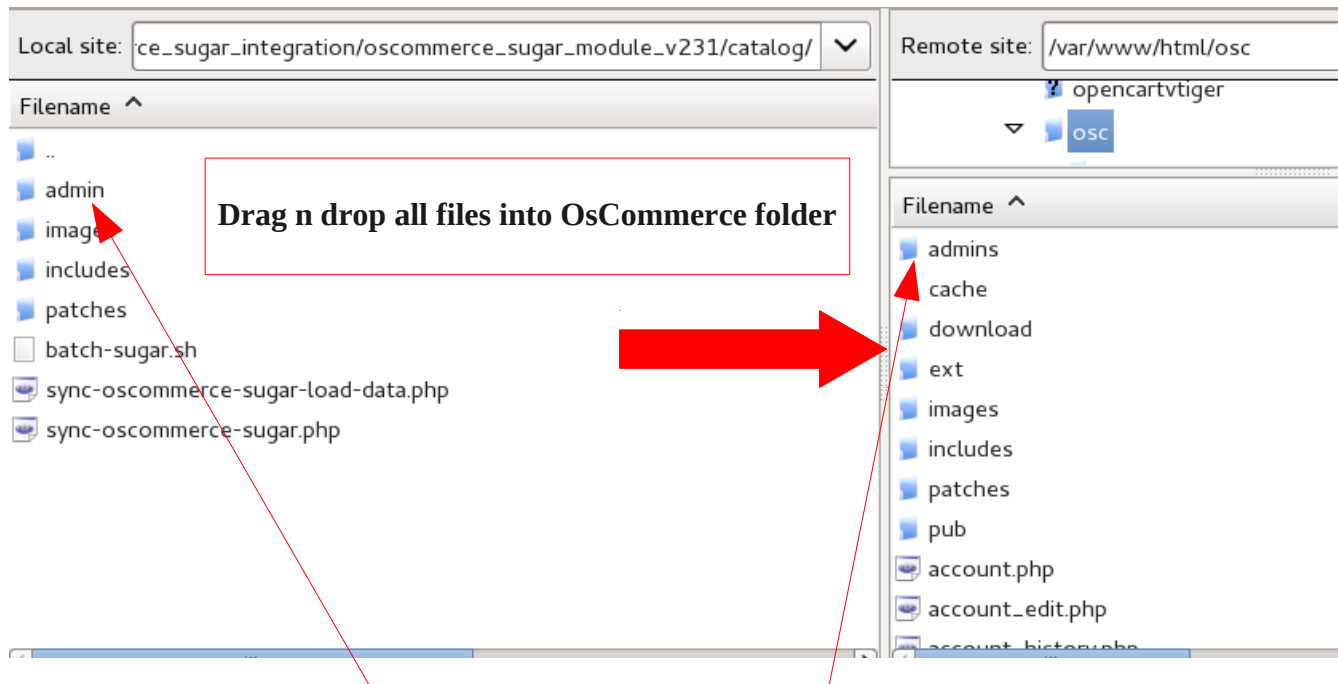
oscommerce_sugar_module_v231/xyz

Then use the FTP program to migrate into your "xyz" folder.

4. For **Unmodified OsCommerce**, you are safe to overwritten the files. There are no impact on overwritten files but just some additional support for Data Sync Suites.

Installing OsCommerce SugarCRM Module

- 1) Extract **oscommerce_sugar_module_v231.zip**



- 2) Please change the “**admin**” folder to your specify “**admins**” folder.
- 3) Use FTP program (Filezilla) to transferred the files into your OsCommerce root folder.

How to Configure SugarCRM In OsCommerce

- 1) Login to OsCommerce using **admin**
- 2) Click the **Configuration -> Data Sync Suites**

Settings

Group	Title	Value	Action
sugar_sync	Enabled SugarCRM Status	1	▶
sugar_sync	SugarCRM Debugging Mode	1	▶
sugar_sync	SugarCRM Auto Assigned User	1	▶
sugar_sync	SugarCRM URL	http://192.168.0.120/sugarcrm644/service/v2/rest.php	▶
sugar_sync	SugarCRM Password Authentication	1	▶
sugar_sync	SugarCRM User ID	admin	▶
sugar_sync	SugarCRM Password	*****	▶
sugar_sync	SugarCRM Sync SalesOrder/Invoice when status is	3,4	▶
sugar_sync	SugarCRM Sync Delivered/Completed Status	3	▶
sugar_sync	SugarCRM Invoice Status	Paid	▶
sugar_sync	SugarCRM Invoice Template	f2a5ec0e-15b0-2dac-2b50-4fa63f016fd2	▶
sugar_sync	SugarCRM Discount Type	1	▶

Displaying 1 to 12 (of 12 settings) Page 1 of 1

- 3) Click the link to configure **SugarCRM Data Sync Suites**

Title	Value	Description
Enabled Sync Status	1 = Enabled Sync Process 0 = Disabled Sync Process (Turn Off)	Always set to 1 to enabled the sync process
Is Debugging Mode	1 = Yes 0 = No	set to 1 for Debugging Mode set to 0 for Production Mode
Auto Assigned User	1 = Yes 0 = No	Always set to 1 to assign the sync transaction under the User ID
SugarCRM URL	https://www.example.com/crm/service/v2/rest.php	SugarCRM URL. For security, please use https:// All URL must be ended with service/v2/rest.php
User ID	admin	User ID must be exist in SugarCRM
Password	your password	Password for authentication
Password Authentication	1 – Standard Authentication 0 – LDAP Authentication	set to 1 for standard authentication set to 0 for LDAP authentication
Sync Sales Order/Invoice when status is	1 = Pending 2 = Processing 3 = Delivered 4 = PayPal [Transaction]	Ticked the Status to be Sync into SugarCRM for Invoice transaction.
Sync Delivered/Completed status	1 = Pending 2 = Processing 3 = Delivered 4 = PayPal [Transaction]	Choose the Status to be Sync back to OsCommerce for Delivered/Completed transaction. Not Supported.

4.1) Loading SugarCRM Parameters Data



Click on the **Load Data From SugarCRM** to load parameters data.

4.2) Invoice Settings

Title	Value	Description
Invoice Status	- Paid - Unpaid - Pending - Refund	Set your Invoice Status that sync into SugarCRM.
Invoice Template	- Invoices Template - Quotation Template	Set your Invoice Template as default template.
Discount Type	- Percentage - Amount	product discount type = Percentage.

Configure your default Invoice Status, Invoice Template and Discount Type

sugar_sync	SugarCRM Invoice Status	Paid
sugar_sync	SugarCRM Invoice Template	f2a5ec0e-15b0-2dac-2b50-4fa63f016fd2
sugar_sync	SugarCRM Discount Type	1

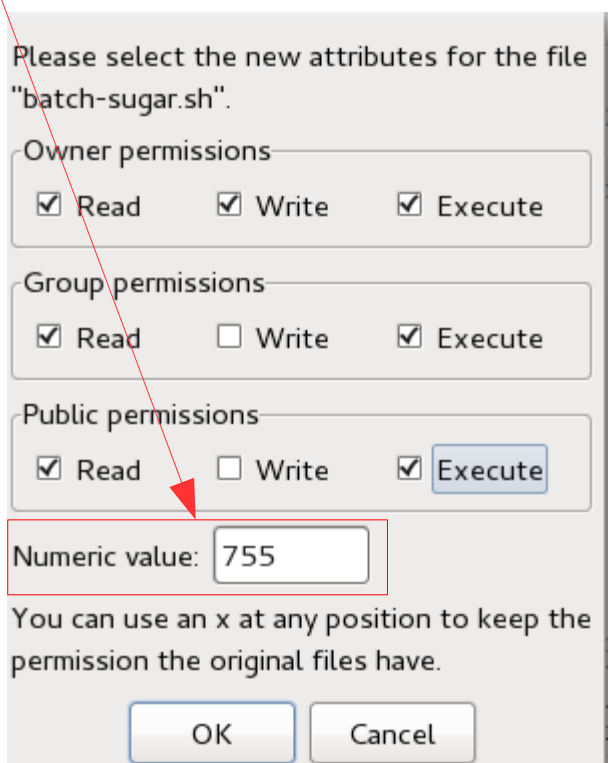
Displaying 1 to 12 (of 12 settings)

Click on individual item and click **“Save”** button to save the setting.

Setting up Cron Jobs

5) Setting for Batch Process. Change the user path to your own path

5.1) Please change it to executable file. Use your FTP program again and Right Click on the filename “**batch-sugar.sh**” -> File Permissions. The box below will appear. Make sure the “Number value set to **755**”. And Click “**OK**” button to save it.



Please select the new attributes for the file "batch-sugar.sh".

Owner permissions

Read Write Execute

Group permissions

Read Write Execute

Public permissions

Read Write Execute

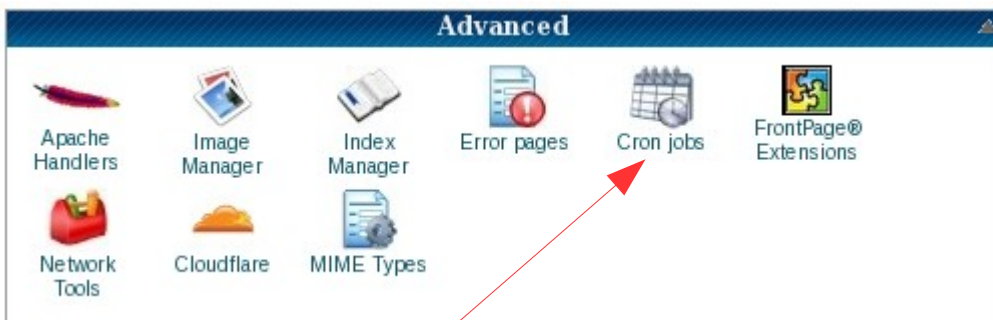
Numeric value:

You can use an x at any position to keep the permission the original files have.

5.2) Please change the path according to your directory structure

Add this line to crontab to **Sync Data from OsCommerce To SugarCRM for every 15 minutes**

Using cPanel



Scroll down until you see the **Cron jobs**

`/home/userid/public_html/oscommerce/batch-sugar.sh /dev/null 2>&1`

Add New Cron Job

Common Settings:	Every 15 minutes (* / 15 * * * *)	
Minute:	* / 15	Every 15 minutes (* / 15) ✓
Hour:	*	Every hour (*) ✓
Day:	*	Every day (*) ✓
Month:	*	Every month (*) ✓
Weekday:	*	Every weekday (*) ✓
Command:	ne /userid/public_html/ [redacted] /batch-sugar.sh /dev/null 2>&1 ✓	
<input type="button" value="Add New Cron Job"/>		

Current Cron Jobs

MINUTE	HOURL	DAY	MONTH	WEEKDAY	COMMAND	ACTIONS
* /15	*	*	*	*	/home/userid/public_html/ /batch-sugar.sh /dev/null 2>&1	Edit Delete

Using Linux SSH

```
chmod +x batch-sugar.sh
```

```
vi batch-sugar.sh
```

```
-----  
#!/bin/sh  
umask 002
```

```
cd /home/userid/public_html/oscommerce
```

```
/usr/bin/php -q sync-oscommerce-sugar.php
```

```
-----  
su -  
crontab -e
```

```
-----  
*/15 * * * * /home/userid/public_html/oscommerce/batch-sugar.sh /dev/null 2>&1  
-----
```

How to Sync Currency to SugarCRM as Currencies

In OsCommerce, click on any currency from the list, you need to update each of the currencies and it will automatically sync to SugarCRM.

In OsCommerce – Currency Currencies

Currency	Code	Value	Action
Euro (default)	EUR	1.00000000	
Malaysian Ringgit	MYR	3.99600005	
U.S. Dollar	USD	1.24409997	

Displaying 1 to 3 (of 3 currencies) Page 1 of 1

[Update Exchange Rate](#) [+ New Currency](#)

In SugarCRM – Currencies

[Administration](#) » Currencies

Currency Name	ISO 4217 Code	Currency Symbol	Conversion Rate	Status
Euro	EUR	€	1.000000000	Active
Euro	EUR	€	1.000000000	Active @ del
Malaysian Ringgit	MYR	RM	3.9960000500	Active @ del
U.S. Dollar	USD	\$	1.2440999700	Active @ del

WARNING!

Do not delete the currency for “Euro” which is duplicate in this case. This is needed for Data Sync Suites to support multi-currencies in SugarCRM.

How to Sync Category to SugarCRM as Category





















In OsCommerce, click on any category from the list, you need to update each of the category and it will automatically sync to SugarCRM.

In OsCommerce – Category

Categories / Products

Categories / Products	Status	Action
 Hardware		
 Software		
 DVD Movies		
 Gadgets		


In SugarCRM – Category

Actions ▾ Selected: 0		(1 - 20 of 20)
<input type="checkbox"/> ▾	Name ⇅	Assigned to ⇅
<input type="checkbox"/>	 Action	System Administrator
<input type="checkbox"/>	 Cartoons	System Administrator
<input type="checkbox"/>	 CDROM Drives	System Administrator
<input type="checkbox"/>	 Comedy	System Administrator
<input type="checkbox"/>	 Drama	System Administrator
<input type="checkbox"/>	 DVD Movies	System Administrator
<input type="checkbox"/>	 Gadgets	System Administrator
<input type="checkbox"/>	 Graphics Cards	System Administrator
<input type="checkbox"/>	 Hardware	System Administrator
<input type="checkbox"/>	 Keyboards	System Administrator
<input type="checkbox"/>	 Memory	System Administrator
<input type="checkbox"/>	 Mice	System Administrator
<input type="checkbox"/>	 Monitors	System Administrator
<input type="checkbox"/>	 Printers	System Administrator
<input type="checkbox"/>	 Science Fiction	System Administrator
<input type="checkbox"/>	 Simulation	System Administrator
<input type="checkbox"/>	 Software	System Administrator
<input type="checkbox"/>	 Speakers	System Administrator
<input type="checkbox"/>	 Strategy	System Administrator
<input type="checkbox"/>	 Thriller	System Administrator

How to Sync Products to SugarCRM as Products


In OsCommerce, click on any product from the list, you need to update each of the product and it will automatically sync to SugarCRM.

In OsCommerce – Products


Products Status:	<input checked="" type="radio"/> In Stock <input type="radio"/> Out of Stock
Date Available:	<input type="text"/> (YYYY-MM-DD)
Products Manufacturer:	<input type="text" value="GT Interactive"/>
Products Name:	<input type="text" value="Unreal Tournament"/>
Tax Class:	<input type="text" value="Taxable Goods"/>
Products Price (Net):	<input type="text" value="89.9900"/>
Products Price (Gross):	<input type="text" value="96.2893"/>
Products Description:	<div><p> From the creators of the best-selling Unreal, comes Unreal Tournament. A new kind of single player experience. A ruthless multiplayer revolution.

This stand-alone game showcases completely new team-based gameplay, groundbreaking multi-faceted single player action or dynamic multi-player mayhem. It's a fight to the finish for the title of Unreal Grand Master in the gladiatorial arena. A single player experience like no other! Guide your team of 'bots' (virtual teammates) against the hardest criminals in the galaxy for the ultimate title - the Unreal Grand Master.</p></div>
Products Quantity:	<input type="text" value="13"/>
Products Model:	<input type="text" value="PC-UNTM"/>
Products Image:	<p>Main Image (100 x 80px) gt_interactive/unreal_tournament.gif <input type="text"/> <input type="button" value="Browse..."/></p> <p>+ Add Large Image</p>
Products URL: (without http://)	<input type="text" value="www.unrealtournament.r"/>
Products Weight:	<input type="text" value="7.00"/>

In SugarCRM – Products

 » **Unreal Tournament** [+](#) [Create](#)

(8 of 28)

Product Code:	PC-UNTM
Product Name:	Unreal Tournament
Part Number:	
Category:	Action
Product Type:	Good
Cost:	0.00
Currency:	U.S. Dollar
Price:	89.99
Quantity:	13
URL:	http://192.168.0.120/osc/product_info.php?products_id=22
Contact:	
Description:	From the creators of the best-selling Unreal, comes Unreal Tournament. A new kind of single player experience. A ruthless multiplayer revolution. </>This stand-alone game showcases completely new team-based gameplay, groundbreaking multi-faceted single player action or dynamic multi-player mayhem. It's a fight to the finish for the title of Unreal Grand Master in the gladiatorial arena. A single player experience like no other! Guide your team of 'bots' (virtual teammates) against the hardest criminals in the galaxy for the ultimate title - the Unreal Grand Master.
Product Image:	

How to Sync Customer to SugarCRM as Accounts

In OsCommerce, when the customer sign up or edit their profile, it will automatically sync to SugarCRM.

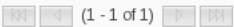

In OsCommerce – Customer


Customers

Last Name	First Name	Account Created	Action
Lim	Tee Chert	02/17/2012	

Displaying 1 to 1 (of 1 customers) Page 1 of 1

In SugarCRM – Accounts

Actions ▾ Selected: 0 (1 - 1 of 1) 							
<input type="checkbox"/>	Name	City	Billing Country	Phone	User	Email Address	Date Created
<input type="checkbox"/>	ANTERP SOLUTIONS	Kuala Lumpur	Malaysia	+60377312918	System Administrator	tclim@anterp.com	05/17/2012 18:17 

Actions ▾ Selected: 0 (1 - 1 of 1) 



» ANTERP SOLUTIONS

- Edit
- Duplicate
- Delete
- Find Duplicates
- Generate Letter
- View Change Log

Overview

Name:	ANTERP SOLUTIONS in	Office Phone:	+60377312918
Website:		Fax:	
Billing Address:	J119, Jalan Perkasa 8 Taman Salak Selatan Kuala Lumpur Wilayah Persekutuan 57100 Malaysia	Copy...	Shipping Address: J119, Jalan Perkasa 8 Taman Salak Selatan Kuala Lumpur Wilayah Persekutuan 57100 Malaysia
Email Address:	tclim@anterp.com (Primary)		
Description:			

More Information

Type:	Industry:
Annual Revenue:	Employees:
SIC Code:	Ticker Symbol:
Member of:	Ownership:
Campaign:	Rating:

Other

Assigned to:	System Administrator	Date Modified:	05/17/2012 18:17 by System Administrator
Date Created:	05/17/2012 18:17 by System Administrator		

In SugarCRM – Contacts

Actions ▾ Selected: 0							
<input type="checkbox"/>	Name ⇅	Title ⇅	Account Name ⇅	Email	Office Phone ⇅	User ⇅	Date Created ⇅
<input type="checkbox"/>	Lim Tee Chert		ANTERP SOLUTIONS	tclim@anterp.com	+60377312918	System Administrator	05/17/2012 18:17

Actions ▾ Selected: 0 (1 - 1 of 1)



» Lim Tee Chert

- Edit
- Duplicate
- Delete
- Find Duplicates
- Manage Subscriptions
- Generate Letter
- View Change Log

Overview

Name:	Lim Tee Chert		
Title:		Office Phone:	+60377312918
Department:		Mobile:	
Account Name:	ANTERP SOLUTIONS		
Primary Address:	J119, Jalan Perkasa 8 Taman Salak Selatan Kuala Lumpur Wilayah Persekutuan 57100 Malaysia		Other Address: J119, Jalan Perkasa 8 Taman Salak Selatan Kuala Lumpur Wilayah Persekutuan 57100 Malaysia
Email Address:	tclim@anterp.com (Primary)		
Description:			

More Information

Reports To:		Sync to Outlook®:	<input type="checkbox"/>
Lead Source:		Do Not Call:	<input type="checkbox"/>
Campaign:			

Other


Assigned to:	System Administrator	Date Modified:	05/17/2012 18:17 by System Administrator
Date Created:	05/17/2012 18:17 by System Administrator		

Subscribe/Unsubscribe Newsletter


Customer Newsletter will be automatically sync when the customer opted out from the mailing list.


Options

Newsletter:

 » **ANTERP SOLUTIONS**

Overview

Name:	ANTERP SOLUTIONS 
Website:	
Billing Address:	J119, Jalan Perkasa 8 Taman Salak Selatan Kuala Lumpur Wilayah Persekutuan 57100 Malaysia <input type="button" value="Copy..."/>
Email Address:	tcim@anterp.com (Opted Out)
Description:	



How to Sync Sales Order to SugarCRM as Sales Invoice

In OsCommerce, when the customer checkout, the Sales Order will be created.

To Approved the Sales Order, please follow the step below:

- Login as admin user.
- Click on **Orders**.
- Click on the new created sales orders.
- Click on Update button to change the status = **Delivered**.

The Cronjob will executed every 15 minutes (Depending on your setting). The Sales Order will automatically sync to SugarCRM as Sales Invoices.

Date Added	Customer Notified	Status	Comments
02/17/2012 14:52:08	✓	Pending	Thanks You.
02/17/2012 14:55:20	✗	Delivered	Thanks You for your orders.

Comments

Status:

Notify Customer:

Append Comments:

Note:

The customer can checkout in any currently and it will automatically sync into SugarCRM.

In OsCommerce – Sales Order

Orders

Customers	Order Total	Date Purchased	Status	Action
Tee Chert Lim	RM112.54	06/05/2012 15:52:19	Delivered	
Tee Chert Lim	\$304.99	02/17/2012 14:52:08	Delivered	

Displaying 1 to 2 (of 2 orders) Page 1 of 1

In SugarCRM – Sales Invoices

Actions ▾ Selected: 0 (1 - 2 of 2)										
<input type="checkbox"/>	Num	Title	Status	Contact	Account	Grand Total	Due Date	User	Date Created	
<input type="checkbox"/>	1	ANTERP SOLUTIONS - 1	Paid	Tee Chert Lim	ANTERP SOLUTIONS	\$304.99	02/17/2012	System Administrator	06/05/2012 23:36	
<input type="checkbox"/>	2	ANTERP SOLUTIONS - 2	Paid	Tee Chert Lim	ANTERP SOLUTIONS	RM112.54	06/05/2012	System Administrator	06/05/2012 23:52	

Actions ▾ Selected: 0 (1 - 2 of 2)

Sync OsCommerce Sales Order to SugarCRM

In OsCommerce, The Administrator have the ability to complete the Sales Order/Invoices. The Sales Order will be automatically sync to SugarCRM.

In OsCommerce – Sales Order

Orders

[Invoice](#) [Packing Slip](#) [Back](#)

Customer: ANTERP SOLUTIONS
Tee Chert Lim
J119, Jalan Perkasa 8
Taman Salak Selatan
Kuala Lumpur, 57100
Wilayah Persekutuan, Malaysia

Shipping Address: ANTERP SOLUTIONS
Tee Chert Lim
J119, Jalan Perkasa 8
Taman Salak Selatan
Kuala Lumpur, 57100
Wilayah Persekutuan, Malaysia

Billing Address: ANTERP SOLUTIONS
Tee Chert Lim
J119, Jalan Perkasa 8
Taman Salak Selatan
Kuala Lumpur, 57100
Wilayah Persekutuan, Malaysia

Telephone Number: +60122209266

E-Mail Address: tc@anterp.com

Payment Method: Cash on Delivery

Products	Model	Tax	Price (ex)	Price (inc)	Total (ex)	Total (inc)
1 x The Matrix	DVD-MATR	0%	RM96.46	RM96.46	RM96.46	RM96.46
						Sub-Total: RM96.46
						Flat Rate (Best Way): RM16.08
						Total: RM112.54

Date Added	Customer Notified	Status	Comments
06/05/2012 15:52:19	✓	Pending	Thanks You.
06/05/2012 15:52:40	✗	Delivered	Thanks You.


Comments

Status: Delivered

[Update](#)

Notify Customer:

Append Comments:



In SugarCRM – Sales Invoice



» ANTERP SOLUTIONS - 2

- Edit
- Duplicate
- Delete
- Find Duplicates
- Print as PDF
- Email PDF
- Email Invoice
- View Change Log

Title:	ANTERP SOLUTIONS - 2	Invoice Number:	2
Quote Number:		Due Date:	06/05/2012
Quote Date:	06/05/2012	Invoice Date:	06/05/2012
Assigned to:	System Administrator	Status:	Paid
Description:	Thanks You.		

Account:	ANTERP SOLUTIONS		
Contact:	Tee Chert Lim		
Billing Address:	J119, Jalan Perkasa 8 Kuala Lumpur Wilayah Persekutuan 57100 Malaysia	Shipping Address:	J119, Jalan Perkasa 8 Kuala Lumpur Wilayah Persekutuan 57100 Malaysia

Invoice Templates:	• Invoice Template	Currency:	Malaysian Ringgit
--------------------	--------------------	-----------	-------------------

Line Items

Line Items:	Quantity	Product List	Discount	Unit	Vat	Vat Amount	Total
1		The Matrix	RM96.46	-	RM96.46	RM0%	RM0.00
currency:							
Total:	96.46						
Discount:	0.00						
Subtotal:	96.46						
Tax:	0.00						
Shipping:	16.08						
Grand Total:	112.54						

Support

Support for installation and troubleshooting is available via support email at support@anterp.com